


DATA SHEET

✓
EN 12830
KT 120



KT 120 - KH 120

KISTOCK Data logger HVAC range - Temperature/Humidity



**Integrated software
for configuration and
visualisation in PDF format**



**Magnetic
mounting**

- Software for configuration and data visualisation freely downloadable
- Software for configuration and data processing available as option
- Storage capacity of 50,000 points

- Up to 2 recordable parameters
- 2 configurable setpoint alarms
- 1 line LCD screen
- IP 65 (KT 120) and IP 20 (KH 120) housing
- Integrated adjustment certificate in PDF

Technical specifications

	KT 120	KH 120
Units displayed	°C, °F	°C, °F, %RH
Resolution	0.1 °C, 0.1 °F	0.1 °C, 0.1 °F, 0.1 %RH
External input	USB connector	
Internal sensor	Temperature	Temperature, humidity
Type of sensor	NTC	Temperature: NTC Humidity: Capacitive
Measuring range	From -40 to +70 °C From -40 to 158 °F	Temperature: from -20 to +70 °C from -4 to 158 °F Humidity: from 0 to 100 %RH
Accuracies ⁽¹⁾	±0.4 °C from -20 to 70 °C ±0.8 °F from -4 to 158 °F ±0.8 °C below -20 °C ±1.5 °F below -4 °F	Temperature: ±0.4 °C from 0 to 50 °C ±0.8 °F from 32 to 122 °F ±0.8 °C below 0 °C or above 50 °C ±1.5 °F below 32 °F or above 122 °F Humidity ⁽²⁾ : ±2.5 %RH (from 5 to 95 %RH, 15 °C to 25 °C / 59 °F to 77 °F)
Setpoint alarms	2 setpoint alarms on each channel	
Number of points	50,000	
Frequency of measurement	From 1 minute to 24 hours	
Operating temperature ⁽³⁾	From -40 to +70 °C From -40 to 158 °F	From -20 to +70 °C from -4 to 158 °F
Storage temperature	From -20 to +50 °C / From -40 to +185 °F	
Battery life	3 years ⁽⁴⁾	500 days ⁽⁴⁾

Housing

Dimensions	100 x 42.5 x 15.9 mm 3.94" x 1.67" x 0.63"
Weight	53 g / 1.9 oz
Display	1 line LCD screen Dimensions of screen: 32 x 25.5 mm / 1 1/4" x 1"
Control	1 OK key 1 Selection key
Material	Compatible with food industry environment. ABS housing
Protection	IP65: KT 120. IP20: KH 120
PC communication	1 USB A male input
Battery power supply	1 x CR2450 (button battery ⁽⁵⁾)
Environmental conditions of use	Air and neutral gases Hygrometry: in non condensing conditions Max. altitude: 2000 m / 2188 yd

⁽¹⁾ All accuracies indicated in this document were stated in laboratory conditions and can be guaranteed for measurement carried out in the same conditions, or carried out with calibration compensation.

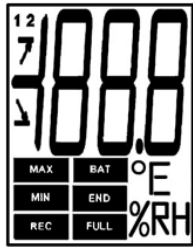
⁽²⁾ Factory calibration uncertainty: ±0.88 %RH; Temperature dependence: ±0.04 x (T-20) %RH (if T<15 °C or T>25 °C) / ±0.04 x [(T °F - 32) x 5/9] - 20] %RH (if T<59 °F or T>77 °F).

⁽³⁾ The screen can be hard to read, and its display speed often slows down at temperatures lower than 0 °C / 32 °F. This has no effect on the accuracy of measurements.

⁽⁴⁾ Non-contractual value. Based on 1 measurement each 15 minutes at 25 °C / 77 °F. A correct operation of the device and the storage conditions must be respected

⁽⁵⁾ The battery must be in compliance with the IEC 60086-4 standard.

Display



END DATASET is finished.

REC Indicates that one value is being recorded. It flashes: the DATASET did not start already.

FULL Flashing slowly: DATASET is between 80 and 90% of the storage capacity.

Flashing quickly: DATASET is between 90 and 100% of the storage capacity.

Constant: storage capacity full.

MAX The displayed values are the recorded maximum/minimum values for the displayed channels.



Indicates the alarm action type: rising or falling action.



Constant: indicates that the batteries have to be replaced.

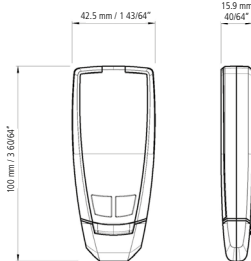
12 Indicates the channel number which is measuring.

°C: Temperature in °Celsius

°F: Temperature in °Fahrenheit

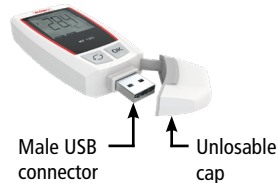
%RH: Relative humidity (KH 120)

Dimensions



Connections

PC connection input



Calibration

All KISTOCK devices include a built-in adjustment certificate stored in PDF format, which can be easily viewed and printed.

An optional calibration certificate is available in paper format.

We recommend an annual check-up for optimal performance.

Recorder function

The KISTOCK allows to record the values measured instantaneously, it records the values according to a predefined interval.

On the other hand, it is possible to operate continuously the KISTOCK thanks to a loop recording.

3 types of dataset start

The measurement dataset can be launched:

- With a delayed start (with predefined date and time)
- With the software
- With push-button

6 types of dataset stop

You can stop your dataset:

- According to a date and time (if it was started the same way)
- According to a recording duration
- According to a predefined number of recording points
- If the storage capacity of the memory is full
- With "Stop" option of the software
- By holding "OK" key during about 5 seconds, if this function has been previously activated by the software.

Software



KILOG LITE: Free software available for download at sauermanngroup.com. Enables data download (graphs and point statements) and data logger configuration.



Integrated PDF Software:

Allows dataset report editing and data logger configuration. Compatible only with Adobe Acrobat Reader 9® or later.

Configuration and Data Processing Software:

KILOG software allows easy configuration, saving, and processing of your data.

Software only: ref. KILOG-3-N.

Accessories

- 1 CR2450 battery. Ref. KBL-2450



Only use the accessories provided with the device.

Mounting

The KISTOCK data loggers have a magnetic mounting, so you can fix it easily.

1. Magnetic mounting
2. Battery cover
3. Locking sign of the battery cover



Replace the battery

With 500 days to 3 years* of battery life, KISTOCK devices guarantee long-term measurements.

To replace the battery:

- Unlock the battery cover.
- Insert the battery (CR 2450 button battery**) with the + pole visible.
- Replace the battery cover with the indicator in front of the opened padlock and close it by turning it towards the right in order to make correspond the indicator with the closed padlock.

*Non-contractual value. Based on 1 measurement each 15 minutes at 25 °C / 77 °F. A correct operation of the device and the storage conditions must be respected.

**The battery must be in compliance with the IEC 60086-4 standard.

Maintenance: Avoid using aggressive solvents. Protect the device from cleaning products containing formaldehyde, which may be used for room and duct cleaning.

Precautions for use: Always use the device as intended and within the specified technical parameters to maintain its protective features.



BE CAREFUL! Material damages can happen. Please follow the recommended precautions.



Hitma Instrumentatie
www.hitma-instrumentatie.nl
info@hitma-instrumentatie.nl
 +31 (0)297 - 514 833

België / Belgique
www.hitma-instrumentatie.be
info@hitma-instrumentatie.be
 +32 (0)2 - 387 28 64

