



Series BTT-E/N Wall Mount Temperature Transmitter

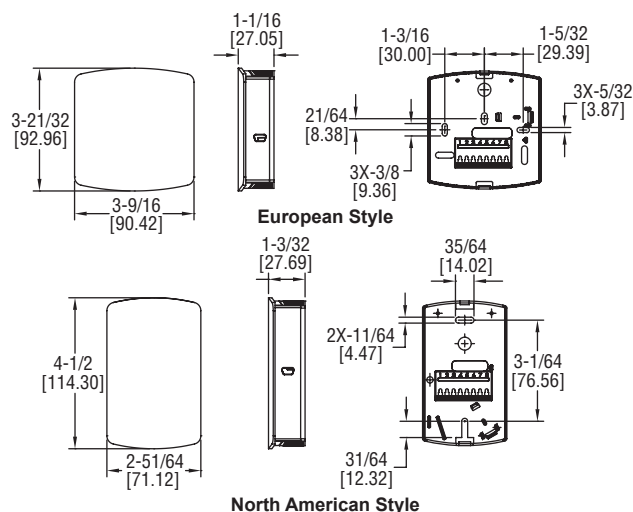
Specifications - Installation and Operating Instructions



European Style



North American Style



The **Series BTT-E/N Wall Mount Temperature Transmitter** is used to monitor the temperature in a room or indoor building space and transmit the measurement to a remote display, building management system, or control system. The transmitter signal output offers more reliable signal accuracy over long wire runs when compared to standard thermistor or RTD sensors.

MODEL CHART

Model	Housing	Output
BTT-N00-3	North American Style	4 to 20 mA
BTT-N00-4	North American Style	0 to 10 VDC
BTT-E00-3	European Style	4 to 20 mA
BTT-E00-4	European Style	0 to 10 VDC

SPECIFICATIONS

Temperature Sensor: Pt 1000 Ω RTD DIN Class A 0.00385 $\Omega/^{\circ}\text{C}$.

Range: 32 to 122 $^{\circ}\text{F}$ (0 to 50 $^{\circ}\text{C}$).

Temperature Limits: 32 to 122 $^{\circ}\text{F}$ (0 to 50 $^{\circ}\text{C}$).

Accuracy: $\pm 0.5^{\circ}\text{C}$ @ 25 $^{\circ}\text{C}$.

Thermal Effect: $\pm 0.01\%/^{\circ}\text{C}$.

Response Time: 100 ms.

Power Requirements: 13 to 36 VDC for current models, 13 to 36 VDC or 16 to 28 VAC for voltage models.

Output Signal: 4 to 20 mA or 0 to 10 VDC (depending on model).

Electrical Connections: Screw terminal block.

Enclosure Rating: IP20.

Weight: 2.6 oz (73.7 g).

Agency Approvals: CE.

INSTALLATION



WARNING Disconnect power supply before installation to prevent electrical shock and equipment damage. Make sure all connections are in accordance with the job wiring diagram and in accordance with national and local electrical codes. Use copper connectors only.

NOTICE

Use electrostatic discharge precautions (e.g., use of wrist straps) during installation and wiring to prevent equipment damage.

NOTICE

Avoid locations where severe shock or vibration, excessive moisture or corrosive fumes are present.

NOTICE

Do not exceed ratings of this device, permanent damage not covered by warranty may result. The 4-20 mA models are not designed for AC voltage operation.

1. Push tab on top and bottom of the back plate and lift the cover from the back plate. (See Figure 1).
2. Select the mounting location, away from diffusers, lights, or any external influences.
3. Mount transmitter on a vertical surface to a standard electrical box using the two #6 M2C type screws provided.
4. Pull wires through the sub base hole and make the necessary connections according to wiring section.
5. Reattach cover to back plate.

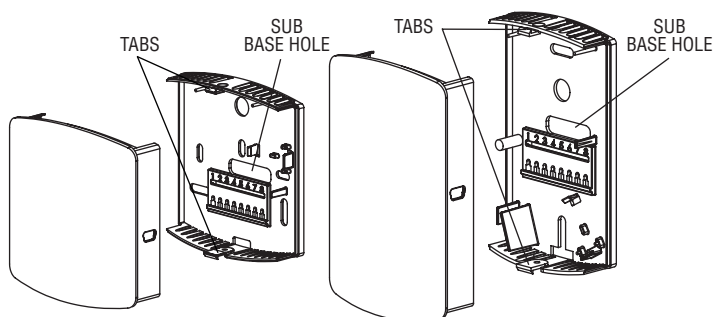


Figure 1

Wiring

Use maximum 18 AWG wire for wiring to terminals. Refer to Figures 2 and 3 for wiring information.

The Series BTT-E/N Temperature Transmitter can be ordered for current or voltage outputs. For current output models, the supply power must be between 13 to 36 VDC and the unit should be wired as shown in Figure 2. For voltage output models, the power requirement must be between 13 to 36 VDC or 16 to 28 VAC. The unit should be wired as shown in Figure 3.

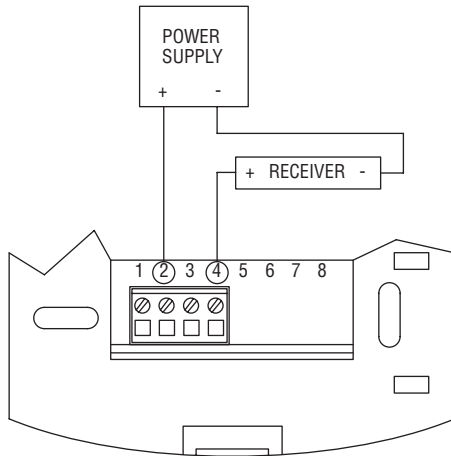


Figure 2: Current Output

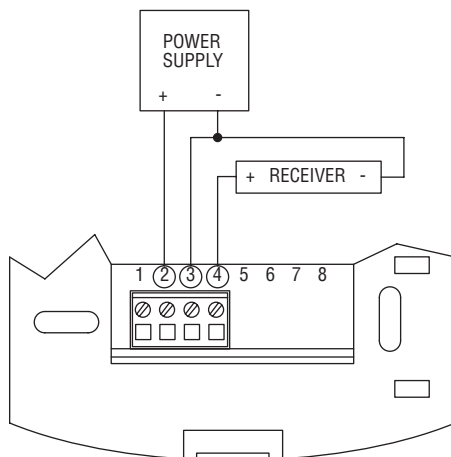


Figure 3: Voltage Output

MAINTENANCE/REPAIR

Upon final installation of the Series BTT-E/N Temperature Transmitter no routine maintenance is required. The Series BTT-E/N Temperature Transmitter is not field serviceable and should be returned if repair is needed. Field repair should not be attempted and may void warranty.



This symbol indicates waste electrical products should not be disposed of with household waste. Please recycle where facilities exist. Check with your Local Authority or retailer for recycling advice.

WARRANTY/RETURN

Refer to "Terms and Conditions of Sales" in our catalog and on our website. Contact Customer Service to receive a Return Material Authorization number before shipping the product back for repair. Be sure to include a brief description of the problem plus any additional application notes.



Hitma Instrumentatie

www.hitma-instrumentatie.nl
info@hitma-instrumentatie.nl
+31 (0)297 - 514 833

België / Belgique

www.hitma-instrumentatie.be
info@hitma-instrumentatie.be
+32 (0)2 - 387 28 64