




SERIES 629C | WET/WET DIFFERENTIAL PRESSURE TRANSMITTER



FEATURES/BENEFITS

- Versatile, high accuracy device for liquid or gas supports designs requiring more precise measurements in support of application
- Removable terminal block reduces wiring difficulties saving installation time
- Optional LCD indicator provides local status to identify operational conditions
- Optional 3-way valve manifold allows the transmitter to be zeroed without removing it from service and protects the transmitter from damage due to water hammer
- Remote sensor option reduces installation labor and material

APPLICATIONS

- Flow elements
- Coils
- Heat exchangers
- Chiller
- Filters
- Pumps

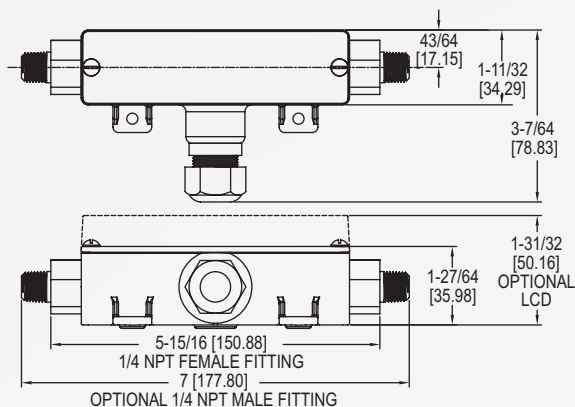
DESCRIPTION

The **Series 629C Wet/Wet Differential Pressure Transmitter** monitors differential pressure of compatible gases and liquids with 0.5% accuracy. The design employs dual pressure sensors converting pressure changes into a 4-20 mA or voltage output signal. Small internal volume and minimal moving parts result in exceptional response and reliability. The wiring terminals and zero adjustment button are easily accessed under the removable cover. The Series 629C is designed to meet NEMA 4X (IP66) weatherproof construction.

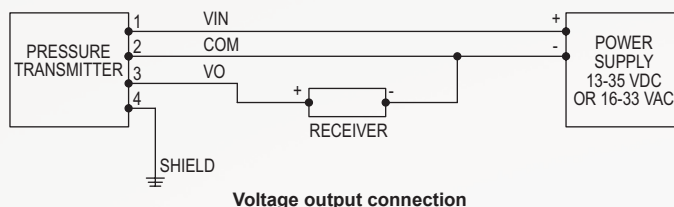
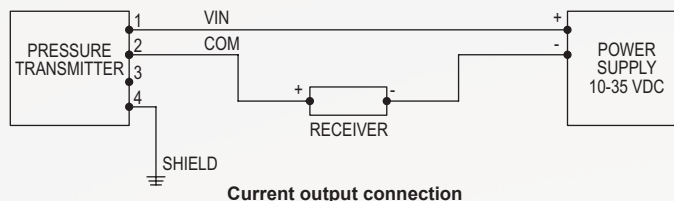
SPECIFICATIONS

Service	Compatible gases and liquids.
Wetted Materials	Without valve: 316, 316L SS. With valve option: Buna-N, silicone grease, PTFE, brass 360, copper, and reinforced copolymer.
Accuracy	±0.5% FS (includes linearity, hysteresis & repeatability).
Thermal Effect	Avg 0.04%/°F (0.072%/°C) (includes zero and span).
Display	Optional 4-1/2 digit LCD field attachable display.
Stability	±1% FS/yr.
Temperature Limits	0 to 200°F (-18 to 93°C).
Pressure Limits	See chart on catalog page.
Power Requirements	10-35 VDC (2-wire); 13-35 VDC, or isolated 16-33 VAC (3-wire).
Output Signal	4-20 mA (2-wire); Field selectable: 0-5, 1-5, 0-10, or 2-10 VDC (3-wire).
Zero and Span Adjustments	Push buttons inside conduit enclosure.
Loop Resistance	Current output: 0 to 1250 Ω max; Voltage output: Load resistance 5 k Ω min.
Current Consumption	28 mA max.
Electrical Connections	Removable terminal block; 1/2" female NPT conduit.
Process Connections	1/4" female or male NPT.
Mounting Orientation	Not position sensitive.
Weight	10.1 oz (286 g).
Agency Approvals	CE.

DIMENSIONS



WIRING DIAGRAM



HOW TO ORDER

Use the **bold** characters from the chart below to construct a product code.

	629C	-05	-CH	-P3	-E2	-S1	-NIST	
SERIES								OPTIONS
629C - Wet/wet differential pressure transmitter								- 3V : 3-way valve (only available with -P2 process connection)
RANGE								- AT : Aluminum tag
- 01 : 0 to 5 psid								- AT : Factory calibration certificate
- 02 : 0 to 10 psid								- LCD : LCD indication
- 03 : 0 to 25 psid								- NIST : NIST traceable calibration certificate
- 04 : 0 to 50 psid								SIGNAL OUTPUT
- 05 : 0 to 100 psid								- S : 4-20 mA
- 06 : 0 to 150 psid								- S3 : Field selectable 0-5, 1-5, 0-10, 2-10 VDC
- 07 : 0 to 200 psid								ELECTRICAL CONNECTIONS
- 08 : 0 to 300 psid								- E1 : Cable gland with 3' of prewired cable
- 09 : 0 to 500 psid								- E2 : Cable gland with 6' of prewired cable
HOUSING								- E3 : Cable gland with 9' of prewired cable
- CH : Conduit housing, NEMA 4X (IP66)								- E5 : 1/2" female NPT conduit
- R1 : Conduit housing, NEMA 4X (IP66) with Remote Sensor and 10' shielded cable								- E9 : M-12 4-pin connector
- R2 : Conduit housing, NEMA 4X (IP66) with Remote Sensor and 20' shielded cable								PROCESS CONNECTIONS
- R5 : Conduit housing, NEMA 4X (IP66) with Remote Sensor and 10' armored cable								- P1 : 1/4" male NPT
- R6 : Conduit housing, NEMA 4X (IP66) with Remote Sensor and 20' armored cable								- P2 : 1/4" female NPT
								- P3 : 1/4" male BSPT
								- P4 : 1/4" female BSPT

ACCESSORIES

Model	Description
A-62X-LCD	Field-upgradeable LCD
A-629C-3V	3-way brass manifold valve
A-155	Cable gland with 1/2" NPT male
A-228	12" SS flex hose
BBV-1B	Mini SS 3-valve black manifold



Hitma Instrumentatie

www.hitma-instrumentatie.nl
info@hitma-instrumentatie.be
+31 (0)297 - 514 833

België / Belgique

www.hitma-instrumentatie.be
info@hitma-instrumentatie.be
+32 (0)2 - 387 28 64



DWYER INSTRUMENTS, INC.