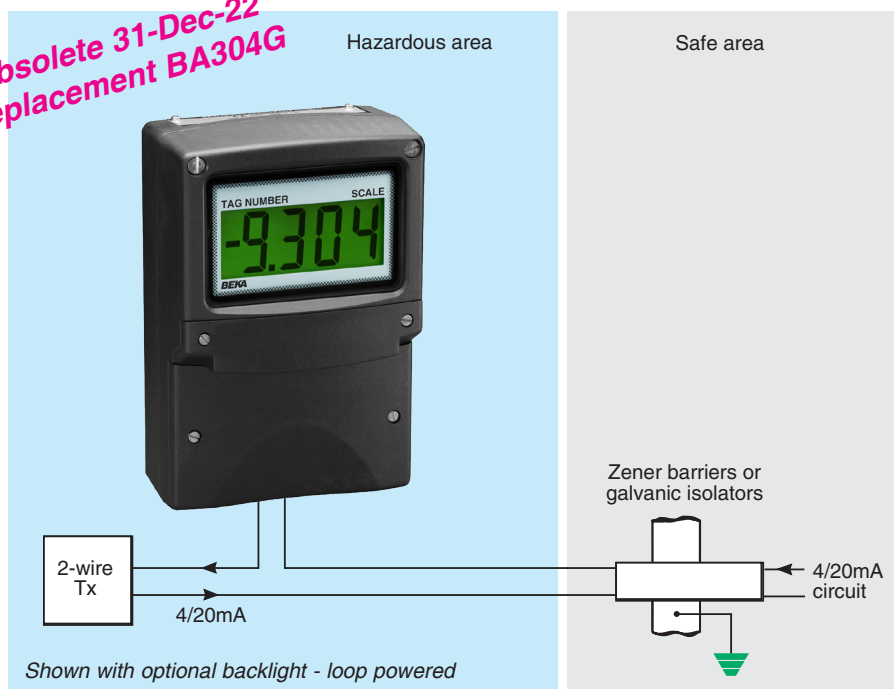


Obsolete 31-Dec-22  
Replacement BA304G



The **BA304E loop powered 4/20mA indicator** is a fourth generation field mounting instrument that is electrically and mechanically compatible with the earlier BA304D. It has a much larger full 4 digit display and guaranteed performance between -40 and 70°C. Like its predecessor, the BA304E is housed in a robust IP66 enclosure with a separate terminal compartment.

**Main application** of the BA304E is to display a measured variable in meaningful engineering units within a hazardous area. The zero and span of the display are independently adjustable allowing the indicator to be calibrated to display any linear variable represented by the 4/20mA signal. A root extractor and an adjustable sixteen segment lineariser enable the indicator to display flow and non-linear variables such as tank level in linear engineering units. For weighing applications a tare function is included.

The **bold 34mm high 4 digit display** provides maximum contrast and has a very wide viewing angle, allowing the BA304E indicator to be easily read in most lighting conditions over a wide temperature range. An optional factory fitted backlight is available for installations in poorly illuminated areas. The four digits, with three decimal points and a negative sign, may be configured to display any variable between -9999 and 9999.

The **robust GRP enclosure** has stainless steel fittings, silicone gaskets and an armoured glass window providing IP66 protection between -40 and 70°C. Ingress and impact protection have been independently assessed by Intertek. A separate terminal compartment allows the instrument to be installed and terminated without exposing the display electronics. To further simplify field wiring and subsequent inspection, the terminal cable entries and clamping screws are forward facing. Additional terminals are provided which may be used for linking the return 4/20mA conductor and the cable screens.

**International intrinsic safety certification** permits the BA304E to be installed throughout the world. The 4/20mA input terminals comply with the requirements for *simple apparatus* which, together with the low voltage drop, allow the indicator to be connected in series with most intrinsically safe 4/20mA loops. The BA304E may also be installed in dust hazardous areas. All input safety parameters are the same or greater than those for the preceding BA304D, thus allowing the BA304E to safely replace the earlier model.

A **backlight** which may be loop or separately powered is available as a factory fitted option. It provides green background illumination allowing the display to be read at night or in poorly illuminated areas. When powered from the 4/20mA loop no additional intrinsically safe interface or wiring is required and the indicator input remain compliant with the requirements for *simple apparatus*. Powering from a separate supply produces a brighter backlight but requires an additional intrinsically safe interface and field wiring.

**Optional dual alarm outputs** which can switch hazardous or safe area loads, such as sounders, beacons or solenoid valves, are available as a factory fitted option. The two galvanically isolated solid state outputs may be independently conditioned as high or low alarms with normally open or closed outputs. Annunciators on the display show the status of both alarm outputs.

**Reliability is ensured** by component conformal coating, protection from incorrect connection and radio frequency interference. The indicator has been subjected to extensive vibration testing and is supported by a three year guarantee.

**Other field mounting models** in this range include the BA324E which has a similar specification but has a five digit 29mm high display plus a 31 segment bargraph.

# BA304E

## 2-wire 4/20mA

## 4 digit indicator

*Intrinsically safe for use in all gas & dust hazardous areas*

- ◆ Loop powered only 1.2V drop.
- ◆ 4 digit 34mm high display.
- ◆ Intrinsically safe
- ◆ IP66 GRP enclosure with separate terminal compartment.
- ◆ Root extractor and 16 segment lineariser.
- ◆ Optional backlight, alarms & external keypad.
- ◆ 3 year guarantee

[www.beka.co.uk/ba304e](http://www.beka.co.uk/ba304e)



# BEKA

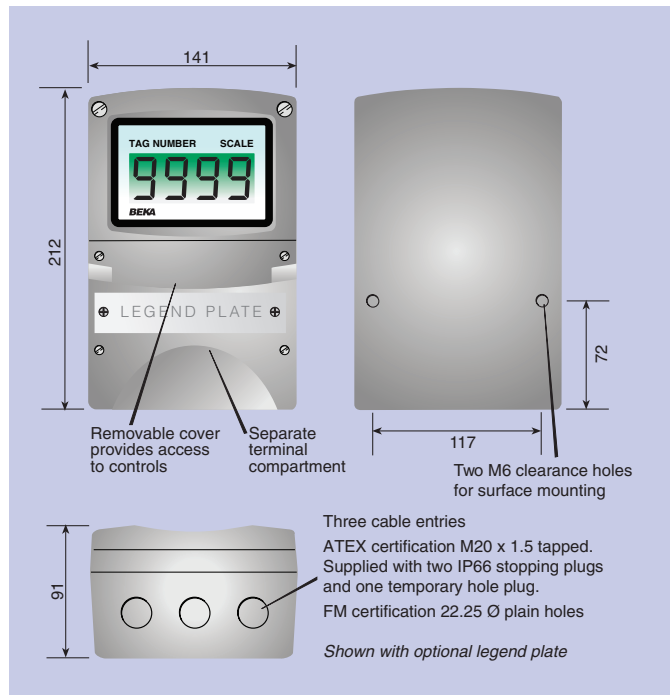
## associates

BEKA associates Ltd. Old Charlton Rd.  
Hitchin, Hertfordshire, SG5 2DA, U.K.  
Tel. (01462) 438301 Fax (01462) 453971  
e-mail [sales@beka.co.uk](mailto:sales@beka.co.uk) [www.beka.co.uk](http://www.beka.co.uk)

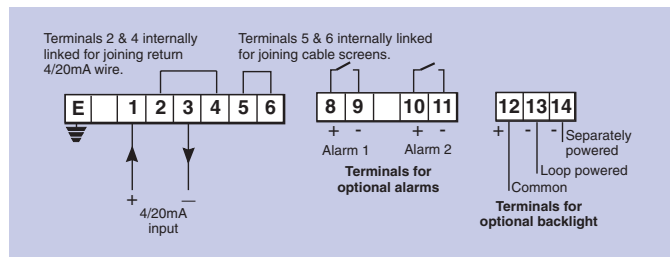
## SPECIFICATION

<b>Input</b>	
Current	4 to 20mA
Voltage	Less than 1.2V at 20°C Less than 1.3V at -40°C Less than 5V with optional loop powered backlight
Overrange	±200mA or ±30V will not damage the indicator
<b>Display</b>	
Type	Liquid crystal, non-multiplexed 4 digits 34mm high
Span	Adjustable between 0 & ±9999 for a 4/20mA input
Zero	Adjustable between 0 & ±9999 with 4mA input
Decimal point	1 of 3 positions or absent
Polarity	Automatic minus sign
Zero blanking	Blanked apart from 0 in front of decimal point
Direction	Display may increase or decrease with increasing 4/20mA input.
Reading rate	2 per second
Overrange	9999 or -9999 with all decimal points flashing
<b>Push buttons</b>	
▼	(Function in display mode) Shows display with 4mA input
▲	Shows display with 20mA input
P	Displays input in mA or a % of span, has a modified function when alarms are fitted.
E	Used for tare function
<b>Accuracy at 20°C</b>	
Linear	±0.02% of span ±1digit
Root extracting	±16µA at input ±1 digit
Temperature effect on:	
Zero	Less than 25ppm of span/°C
Span	Less than 50ppm of span/°C
Series mode rejection.	Less than 0.05% of span error for 1mA pk to pk 50 or 60Hz interference.
<b>Intrinsic safety</b>	
<b>Europe ATEX &amp; UK UKCA</b>	
Code	Group II Category 1GD Ex ia IIC T5 Ga Ex ia IIIC T80°C Da IP66- Ta = -40 to 70°C
Input parameters	
Ui	30V dc
Ii	200mA
Pi	0.84W
Output parameters	Complies with requirements for <i>simple apparatus</i> .
Cert. No.	<a href="#">ITS11ATEX27253X</a> & <a href="#">ITS21UKEX0087X</a>
<b>USA FM &amp; Canada cFM</b>	
Standard Code	3610 Entity CL I, II, III: Div 1 Gp A, B, C, D, E, F & G T5 @ 70°C
Standard Code	3611 Nonincendive CL I, II, III: Div 2 GP A, B, C, D, E, F & G T5 @ 70°C
File	<a href="#">3041487</a> & <a href="#">3041487C</a>
<b>International IECEx</b>	
Code	Ex ia IIC T5 Ga Ex ia IIIC T80°C Da IP66- Tamb = -40 to 70°C
Cert. No.	<a href="#">IECEx ITS11.0014X</a>
<b>China CCC</b>	
<b>India CCOE/PESO</b>	
<b>Environmental</b>	
Operating temp	-40 to 70°C
Storage temp	-40 to 85°C
Humidity	to 95% at 40°C noncondensing
Vibration	Report available
Enclosure	IP66
EMC	Complies with EMC Directive 2014/30/EU
<b>Mechanical</b>	
Terminals	Screw clamp for 0.5 to 1.5mm <sup>2</sup> cable
Weight	1.7kg
<b>Accessories</b>	
Backlight	Green, may be loop or separately powered
Loop powered	Indicator input voltage 5V
Separately powered	11V at 35mA from IS interface
Alarms	Two alarm outputs each of which may be independently configured as a high or low alarm contact with a NO or NC output.

## DIMENSIONS (mm)



## TERMINAL CONNECTIONS



Output	Isolated solid state switch complying with requirements for <i>simple apparatus</i> . 5Ω + 0.7V max 1MΩ min
Ron	
Roff	
External keypad	Membrane keypad enables indicator to be controlled without removing cover.
Scale legend	Units of measurement marked onto display escutcheon.#
Tag legend	Tag number or application marked onto display escutcheon.#
Stainless steel legend plate	Etched legend plate with tag number or application attached to front of the instrument.#
Pipe mounting kit	BA392D or BA393 #

# See accessory datasheet for details

## HOW TO ORDER

Model number	BA304E	
Certification	ATEX & UKCA gas ATEX & UKCA gas & dust FM, cFM, ATEX & UKCA gas	All versions have IECEx certification.
or		
or		
Display mode	Linear, root or lineariser*	
Display at:	XXXX	Include position of decimal point & sign if negative, plus intermediate points if linearisation is required.*
4.000mA	XXXX	
20.000mA		
<b>Accessories</b>		
External keypad	Legend required	
Display backlight	Legend required	
Dual alarms	Legend required	
Escutcheon marking	BA392D or BA393	
Scale		
Tag		
Stainless legend plate		
Pipe mounting kit		

\* Will be set to display 0.0 at 4mA and 100.0 at 20mA with a linear display if calibration information is not supplied. Can easily be recalibrated on-site.